


Application 適用車型

Ford Kuga '12-19
Ford Escape '12-19



Components 內含配件

① Brace 結構桿.....2pcs

Caution 注意事項


- Installation is recommended to be performed by licensed mechanics with necessary tools to ensure safety. Incorrect installation may cause injury, damage to the product or vehicle.
安裝建議由合格的技師及工具執行以確保安全。安裝錯誤可能對人員、產品及車輛造成傷害。
- Note the routing of wires and cables before installation, or please refer to factory manual.
安裝前請先記下線路的安裝路徑及位置以維持原廠配置。有疑問時請參考原廠手冊。
- Tighten bolts and nuts firmly by using handtools, and with specified torque if mentioned.
安裝過程請使用手動工具確實鎖緊螺帽及螺絲。如有特別註明請依照說明指示的扭力上鎖。

Instructions 安裝說明

1. Remove the factory lower brace bolts on both sides .
(See figure 1&2)
拆卸兩側原廠下結構鉸件的螺絲。
(參考圖表一及圖表二)
2. Position the brace on the vehicle.
安裝結構桿。
3. Reinstall the bolts to secure the brace.
鎖回螺絲以將桿身固定。



See figure 1 (參考圖表一)



See figure 2 (參考圖表二)




Illustration of installed state
安裝完成示意圖