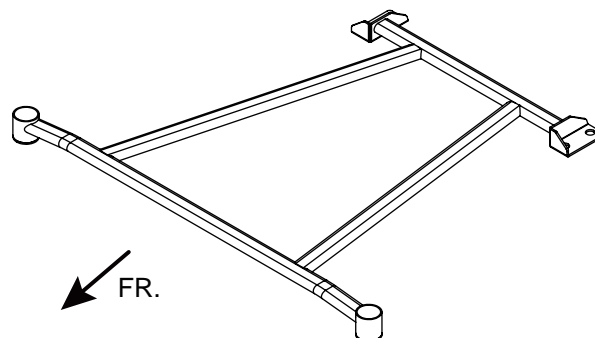


Application 適用車型

Volkswagen Golf MK7 '14-present

Components 內含配件

① Brace 結構桿 1pcs




Caution 注意事項

- Installation is recommended to be performed by licensed mechanics with necessary tools to ensure proper installation and safety, or damage to the product or vehicle may occur.
- Note the routing and position of wires and cables before installation. Please refer to factory manual.
- Tighten bolts and nuts firmly using handtools, or with specified torque if mentioned.
- 安裝需由合格的專業技師及工具執行以確保安裝正確及安全，否則可能對產品或車輛造成傷害。
- 安裝前請記下線路安裝路徑及位置，或請參考原廠手冊。
- 請使用手動工具確實鎖緊螺帽及螺絲，或依照說明中標註的扭力上鎖。

Instructions 安裝說明

1. Remove the control arm rear bushing bolts from front subframe, and the bolts from floor panel on both sides.

拆卸兩側前副車架的控制臂後鐵套以及車底中間的螺絲。



2. Install Brace to the vehicle. Then reinstall the bolts to secure the brace.

將結構桿安裝至車輛，並鎖回螺絲以將桿身固定。




Illustration of installed state

安裝完成示意圖