

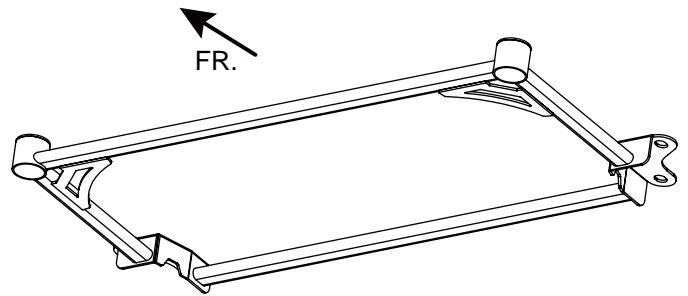
Application 適用車型

Subaru Impreza '17-present

Components 內含配件

① Brace 結構桿桿身

1PCS




Caution 注意事項

- Installation is recommended to be performed by licensed mechanics with necessary tools to ensure proper installation and safety, or damage to the product or vehicle may occur.
- Note the routing and position of wires and cables before installation. Please refer to factory manual.
- Tighten bolts and nuts firmly using handtools, or with specified torque if mentioned.
- 安裝需由合格的專業技師及工具執行以確保安裝正確及安全。否則可能對產品或車輛造成傷害。
- 安裝前請記下線路安裝路徑及位置。或請參考原廠手冊。
- 請使用手動工具確實鎖緊螺帽及螺絲。或依照說明中標註的扭力上鎖。

Instructions 安裝說明

1. Remove the bolts from the front sub-frame on both sides.
(See arrow in figure 1)
拆卸前副車架兩側的螺絲。(請參考圖表一箭頭)



2. Install ①Brace to the vehicle, then reinstall the removed bolts to secure the brace. (See figure 2)
將 ①結構桿桿身 組裝於車輛，並鎖上已拆下的原廠螺絲固定桿身。
(請參考圖表二)




Illustration of installed state
安裝完成示意圖